




Minor - Mediavormgeving

- Minor Mediavormgever:
    - Beknopte versie van deel van opleiding 1e jaar
    - 10 lesweken
    - Deel 1 (4 à 5 lesweken): Stop-motion
    - Deel 2 (5 à 4 lesweken): ...
    - Doel is het geven van een beeld van de opleiding mediavormgever
    - ***Aanwezigheid verplicht !!***
    - Levert 1 studiepunt op
- 
- 

• Opdracht:

- **Bedenken, uitwerken en realiseren van een stop-motion filmpje**
- Van idee naar verhaaltje
- Van verhaaltje naar script
- Het maken van een storyboard
- Realiseren van het filmpje
- In elkaar zetten van het filmpje met Flash



- Item Klokhuis



- Voorbeeld van stop-motion filmpje





## Van idee naar verhaal



- Opdracht:

- Bedenk een kort en bijv. leuk of spannend verhaaltje
- Schrijf dit verhaaltje volledig uit
- Maak van dit verhaal een script m.b.v. CeltX (<http://www.celtx.com>)
- Maak een storyboard van je script



- Eigenschappen:
    - Waar vind de scène plaats: **int** of **ext**
    - Wanneer op de dag:  
**'s-morgens, zonsondergang, avond**, enz.
    - Locatie van de scène:  
bijv. **kasteel van de ridder** of **Scheldeplein**
    - Karakters
    - Dialoog van de karakters
- 
- 

- Script:



The screenshot displays the CeltX software interface for editing a screenplay titled "The Wonderful Wizard of Oz". The main window shows the script text, which includes scene headings and character dialogue. The interface includes a Project Library on the left, a Production Items panel on the right, and a bottom toolbar with options like Script, TypeSet, Index Cards, Title Page, and Reports. The script text is as follows:

EXT.FOREST.DAY

DOROTHY, TIN MAN, SCARECROW and TOTO walk through a thick forest in the Land of Oz. Dorothy carries a basket, the Tin Man carries an axe and an oil can. The road is paved with yellow brick and is covered with dried branches and dead leaves. The Emerald City is seen far in the distance.

DOROTHY  
It's really scary in these woods!

They hear a deep growl from wild animals in the trees!

DOROTHY  
What was that?

SCARECROW  
Hopefully not a beast who likes to eat straw!

Toto stands at attention with his ears perked up.

DOROTHY  
How much longer before we are out of this forest Tin Man? I don't like it here!

TIN MAN  
I really can't say. I've never been to the Emerald City. My Father told me that it is a long and dangerous journey! I am not worried because I have my oil can for my joints. Besides, you have the kiss from the Good Witch. That will protect us from harm!

DOROTHY



- Overzicht:



The screenshot shows the CeltX software interface for a project titled "The Wonderful Wizard of Oz". The interface is divided into several panels:

- Project Library:** A sidebar on the left showing a tree view of the project's assets, including Screenplay, Storyboard, Stageplay, Story Outline, Novel: L. Frank Baum, Schedule, Characters, Scenes, Locations, Props, and Sound Clips.
- Scenes:** A table below the Project Library listing the scenes in the project.
- Main View:** A 2x2 grid of scene cards. Each card displays the scene title, a description, and dialogue. The cards are labeled "Plot A", "Plot B", "Plot C", and "Plot D".
- Bottom Panel:** A row of buttons for "Script", "TypeSet", "Index Cards", "Title Page", and "Reports".
- Bottom Right:** A "Signed Out" status indicator.

#	Title
1	EXT.FOREST.DAY
2	EXT.FOREST.NIGHT
3	EXT.RIPPLING BROOK.DAY
4	EXT.THE GREAT DITCH.DAY

**1. EXT.FOREST.DAY**  
DOROTHY, TIN MAN, SCARECROW and TOTO walk through a thick forest in the Land of Oz. Dorothy carries a basket, the Tin Man carries an axe and an oil can. The road is paved with yellow brick and is covered with dried branches and dead leaves. The Emerald City is seen far in the distance.  
DOROTHY  
It's really scary in these woods!

**2. EXT.FOREST.NIGHT**  
Dorothy, Tin Man, Lion, Scarecrow and Toto camping out under a large tree in the forest. The Tin Woodman is chopping a pile of wood with his axe while Dorothy builds a fire. She and Toto eat the last of the bread.  
DOROTHY  
I wonder what we will do for breakfast?

**3. EXT.RIPPLING BROOK.DAY**  
Dorothy washes her face in a rippling brook. Toto plays in the water. When shakes himself dry which alarms Tin Man.  
TIN MAN  
Bey! Watch where you're shaking!

**4. EXT.THE GREAT DITCH.DAY**  
Dorothy, Scarecrow, Tin Man, Lion and Toto come to a great ditch that crosses the road divides the forest as far as they can see on either side. It is a very wide ditch. They creep up to the edge and looked into it.  
TIN MAN  
It's very deep

# Storyboard

- Voorbeelden - 1

Sheet No. 6




Sc. 16

THE NURSE PACKS UP THE CASE, MAKES FOR THE DOOR BUT NOTICES A GLOW IN THE MIRROR. SHE WALKS TOWARDS IT.



Sc. 17


SHE SEES HERSELF AS A SHINING VISION. THE IMAGE THEN FADES.




Sc. 18

SMILING, THE NURSE EXITS THE ROOM.

- Voorbeelden - 2



- Voorbeelden - 3



- Ultra-wide



- Wide



- Medium



- Close-up





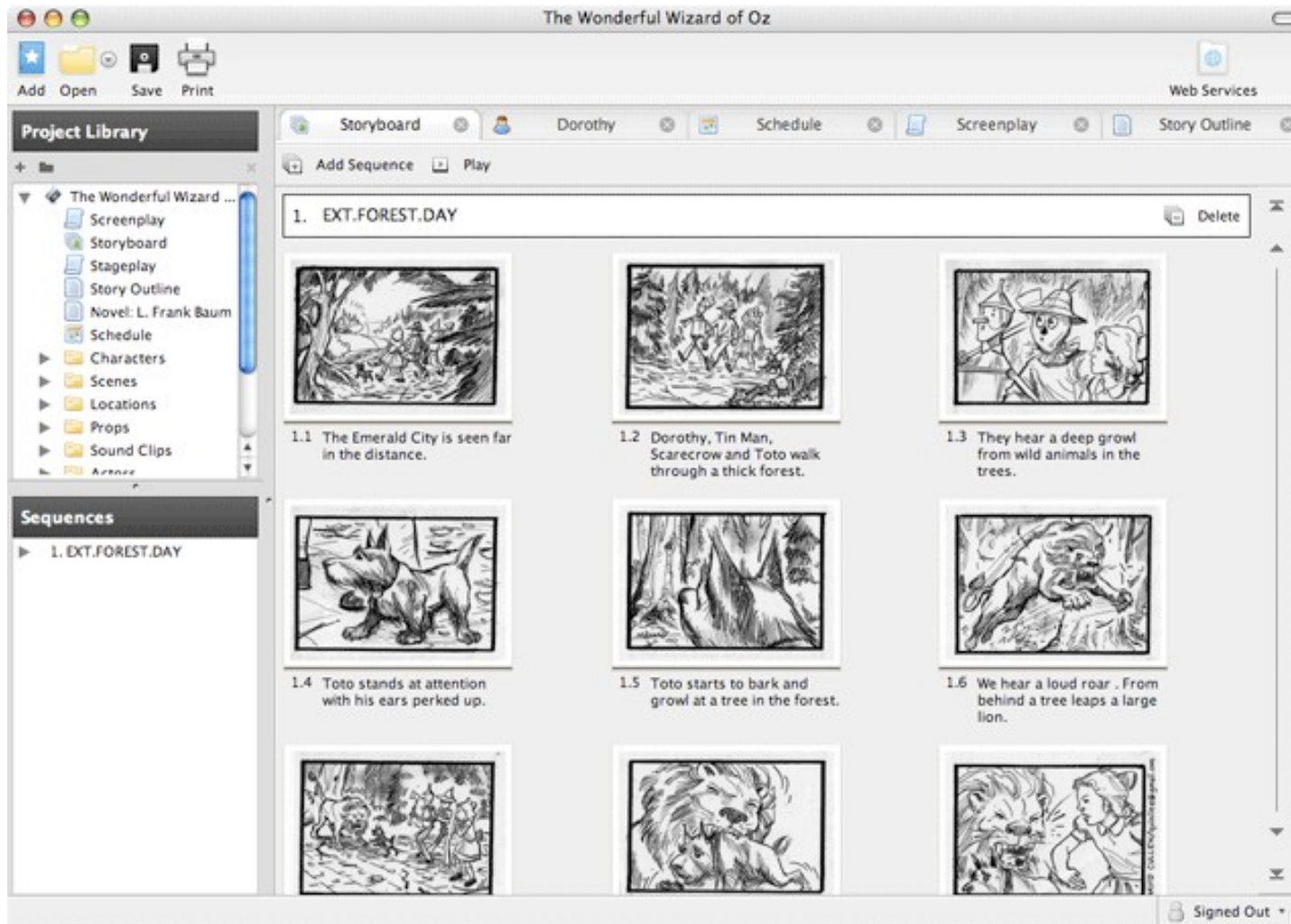
- Extreme close-up



- Close-up



- Storyboard:



- Volgende stappen:
  - Maken van de shots uit je script / storyboard
  - Alle foto's verzamelen op een computer
  - Foto's bewerken naar scherm-formaat met Photoshop
  - Met behulp van Flash, de jullie animatie tot leven brengen !! :)

*Volgende week gaan we met Flash aan de slag,  
dus geen zorgen ...*

